

Capital Securities Corporation Institutional Investor Conference

Capital Care 群益關心您

May 2026

Disclaimer

The information (except numbers in financial statements) contained within the document has not been audited or reviewed by any accountant or independent third party. Capital Securities Corporation (the Company) makes no guarantee or warranties as to the accuracy, completeness or correctness of the information. The document may contain forward-looking statements, including but not limited to all statements that address activities, events or developments that the Company expects or anticipates to occur in the future, which are made according to the projection of future operation and various political, economic and market factors beyond the Company's control. Therefore, the actual results may differ materially from those contained in the forward-looking statements. This document is provided as of the date herein and will not be updated to reflect any changes hereafter. This document is not and cannot be construed as an offer to purchase or sell securities or other financial products or solicitation of an offer. The Company, its affiliates and their representatives shall not be responsible or liable for any loss or damages arising from use of this document or the information contained in this document. In addition, the copyright of this document belongs to the Company. This document must not be copied, reproduced, distributed or passed to others at any time, in whole or in part, without the prior written consent of the Company.

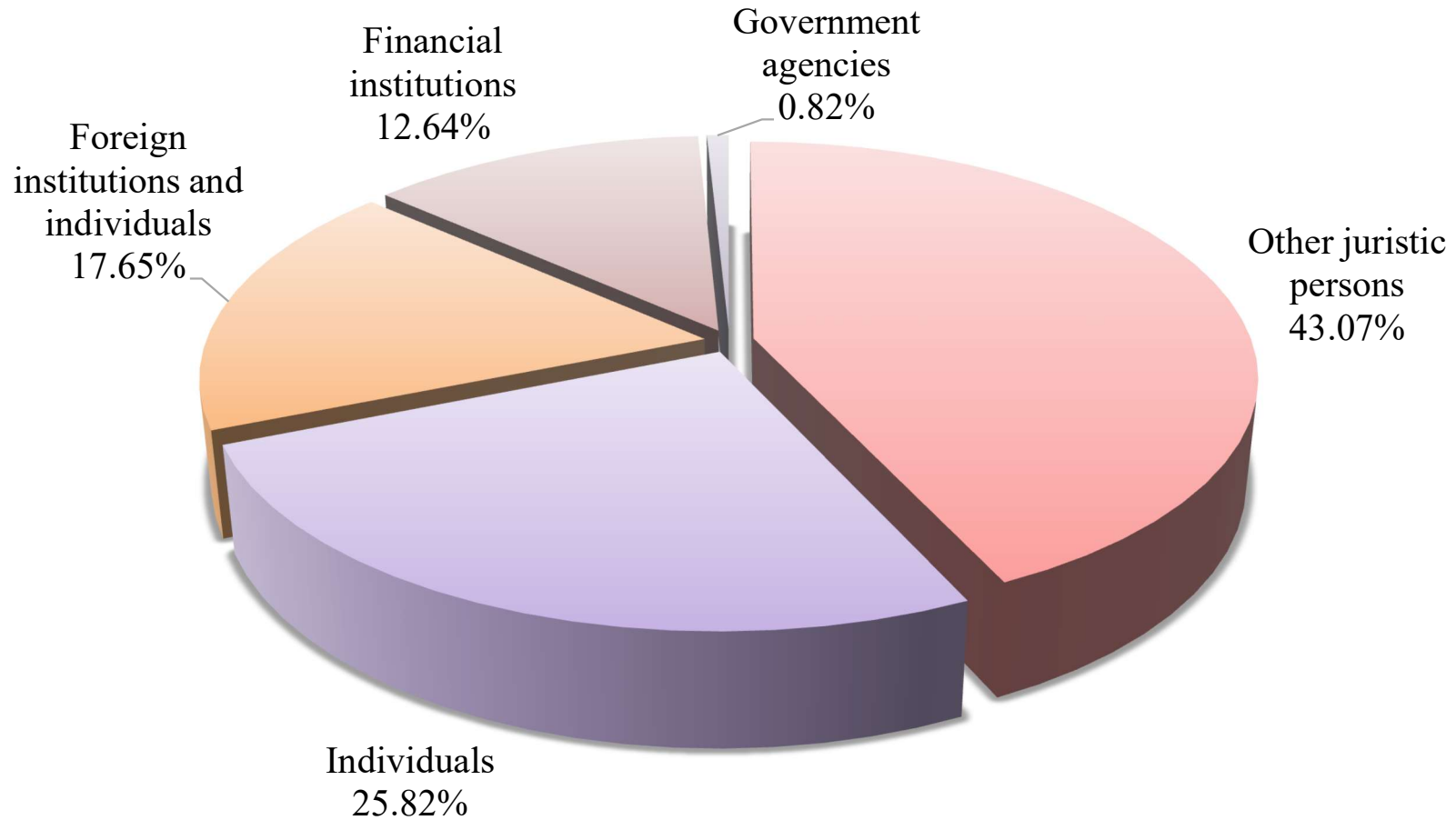
Presentation Outline

- Company Profile
- Operation Overview
- Prospect and Outlook
- Sustainability Development & Capital Securities' Practices

Company Profile

Shareholder Structure

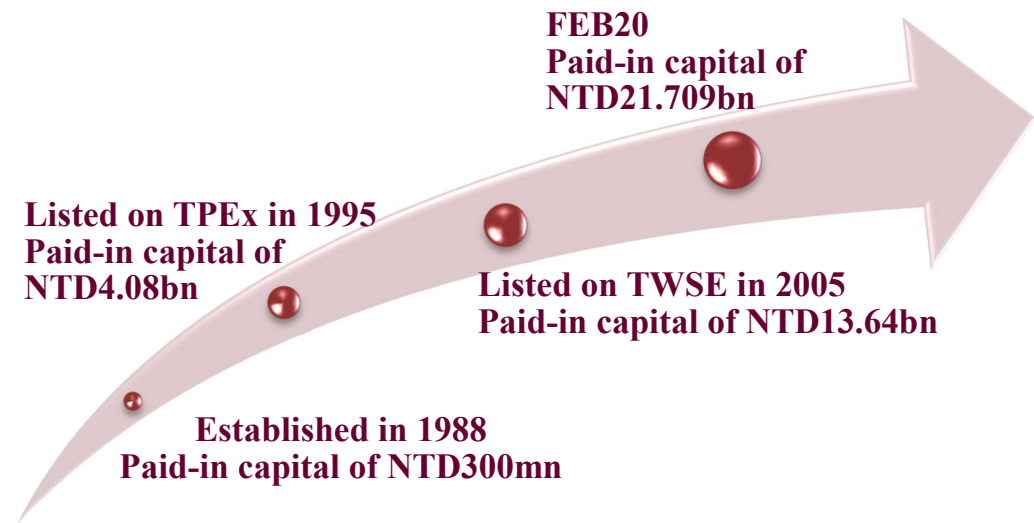
Data as of March 29, 2026



Basic Information



- ✚ Stock code: 6005
- ✚ Paid-in capital: NTD21.709bn
- ✚ Number of branches in Taiwan: 53
- ✚ Number of employees: 2,077



Data as of March 31, 2026

Deployment in Asia

Chengdu

TEL : 86 28 6555 2888
 FAX : 86 28 6555 2999
 Add : Room 1708, Block C, Maoye Center, No. 28, North Tianfu Avenue, high-tech zone, Chengdu, Sichuan Province, P.R.China



Shanghai

TEL : 86 21 5888 7188
 FAX : 86 21 5888 2929
 Add : 18F., New Shanghai International Tower, No. 360 Pudong Nan Road, Shanghai, P.R.China



**Comprehensive deployment
 in Greater China**



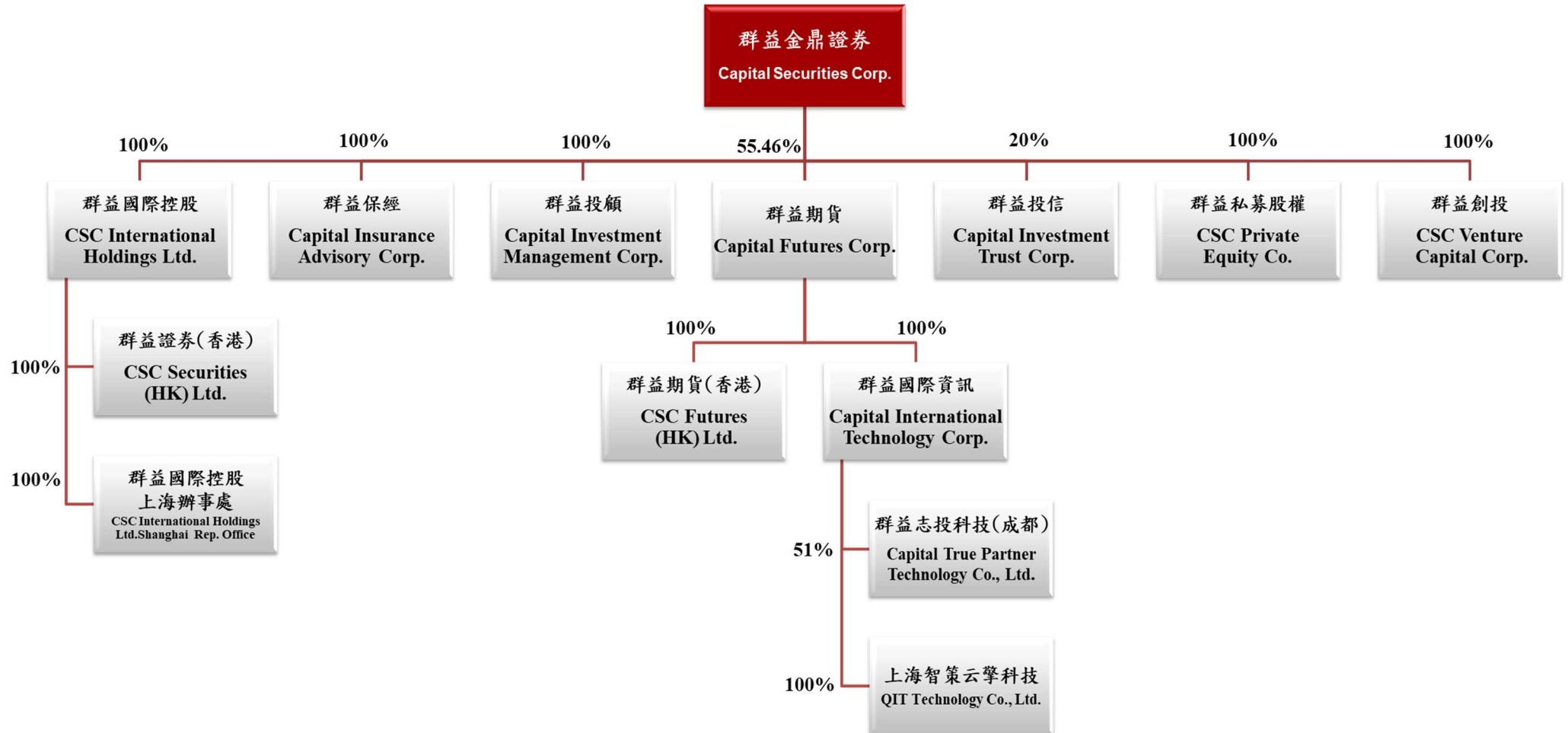
Hong Kong

TEL : 852 2530 9966
 FAX : 852 2104 6006
 Add : 3F., FWD Financial Centre, 308 Dex Voeux Road Central, Hong Kong

Headquarters in Taipei

TEL : 886 2 8789 8888
 FAX : 886 2 8712 1219
 Add : 11F, No. 156, Sec. 3, Minsheng E. Rd., Songshan Dist., Taipei City 105402, Taiwan, R.O.C.

Non-operating Investments



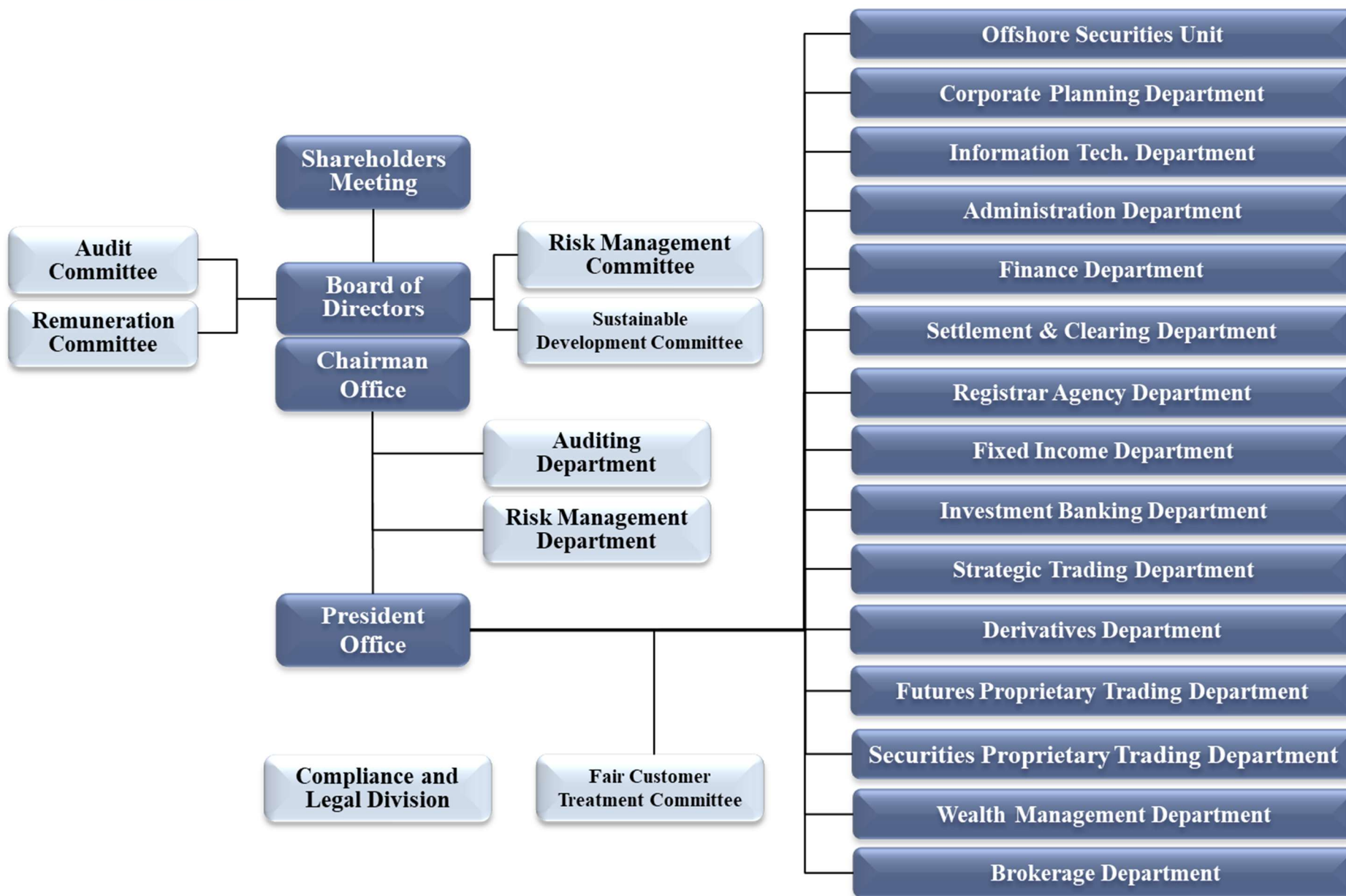
Non-operating Investments (continued)

Unit: 1,000

Region	Name	Currency	Paid-in capital	Book value as of Mar 31, 2026	Net income or loss for JAN~MAR26	Book value as of Apr 30, 2026	Net income or loss for JAN~APR26
Taiwan	Capital Futures Corp.	NTD	2,499,376	10,896,316	441,039	11,056,987	618,852
	Capital Investment Management Corp.	NTD	70,000	81,327	2,574	81,982	3,229
	Capital Insurance Advisory Corp.	NTD	5,000	93,943	17,404	95,711	19,172
	Capital International Technology Corp.	NTD	50,000	8,654	(3,485)	13,372	1,189
	CSC Venture Capital Corp.	NTD	1,000,000	850,556	(4,446)	953,733	34,775
	Capital Investment Trust Corp.	NTD	1,653,375	7,163,430	723,134	7,452,273	1,011,976
	CSC Private Equity Co.	NTD	330,000	344,445	25,875	403,786	87,669
Hong Kong	CSC Futures (HK) Ltd.	HKD	220,000	261,379	932	261,418	971
	CSC Securities (HK) Ltd.	HKD	128,000	176,027	384	176,017	374
China	Capital True Partner Technology Co., Ltd	CNY	1,000	429	(1,338)	11	(1,757)
	QIT Technology Co., Ltd.	CNY	4,000	332	(78)	1,570	1,160
	CSC International Holdings Ltd. Shanghai Rep. Office	N/A	N/A	N/A	N/A	N/A	N/A
BVI	CSC International Holdings Ltd.	USD	45,000	50,848	(83)	50,797	(134)

Note : JAN~MAR26 figures of Capital Futures Corp. and CSC Futures (HK) Ltd. were reviewed by CPA; other figures were unaudited; JAN~APR26 figures were unaudited.

Organizational Structure



Operation Overview

Financial Data Over the Past Three Years

(NTD'000)

Item	2023	2024	2025	JAN~MAR26
Consolidated net income before tax	5,108,776	6,572,371	7,417,367	3,326,543
Consolidated net income	4,570,993	5,402,075	6,326,123	3,102,122
Net income attributable to shareholders of the parent company	4,131,510	4,883,776	5,735,934	2,908,675
EPS (NTD)	1.90	2.25	2.64	1.34

※ Audited or reviewed by CPA

Consolidated Balance Sheet (summary)

(NTD'000)

Item	Mar 31, 2025	Mar 31, 2026
Current assets	292,896,619	367,374,710
Non-current assets	25,894,460	25,865,065
Total assets	318,791,079	393,239,775
Current liabilities	258,031,039	331,735,961
Non-current liabilities	12,947,492	8,611,539
Total liabilities	270,978,531	340,347,500
Capital stock	21,709,081	21,709,081
Capital surplus	2,781,095	2,781,067
Retained earnings	15,987,715	20,624,438
Other equity interests	2,810,742	2,923,501
Equity attributable to shareholders of the parent company	43,288,633	48,038,087
Non-controlling interests	4,523,915	4,854,188
Total equity	47,812,548	52,892,275

※ Reviewed by CPA

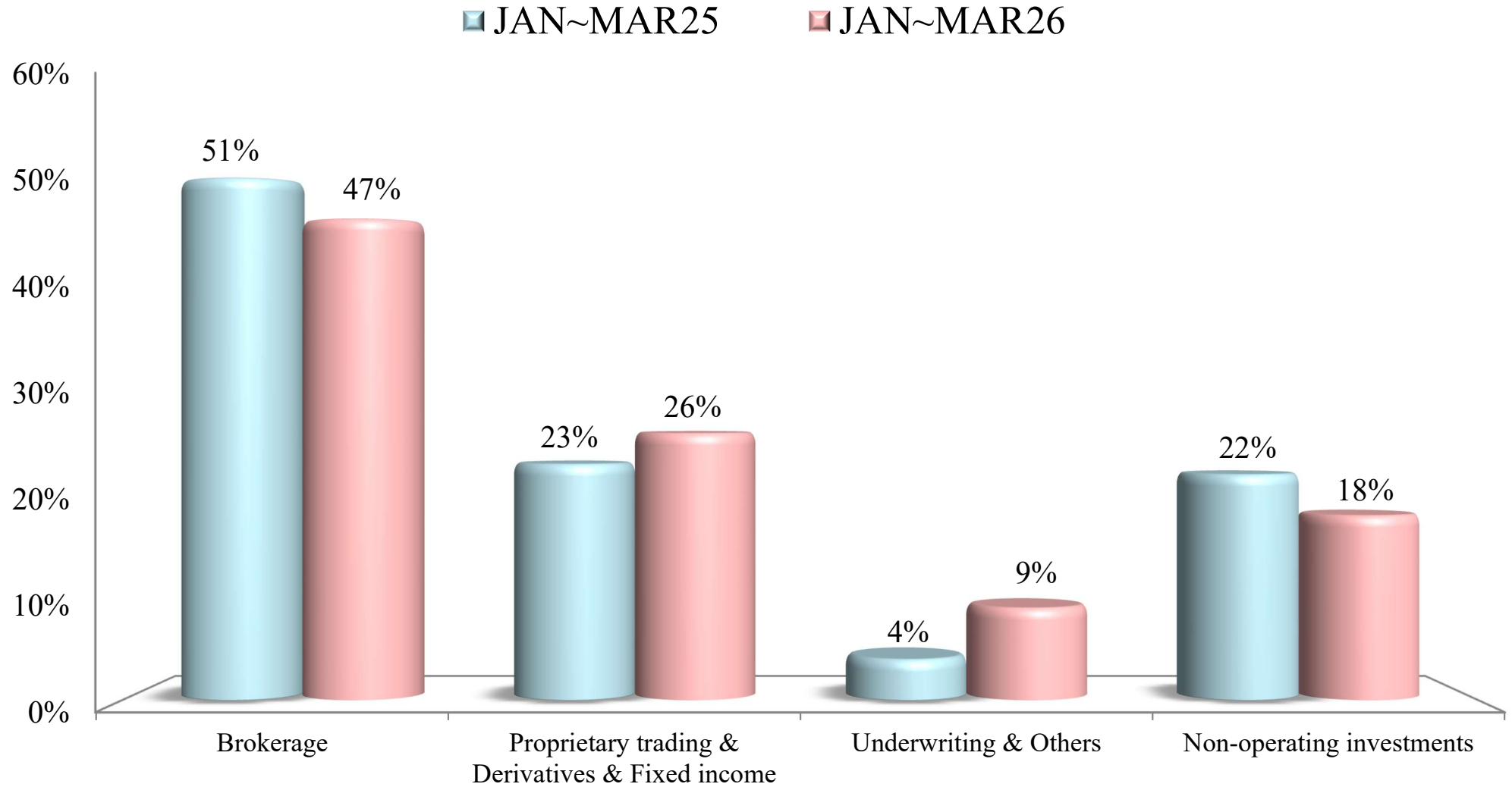
Consolidated Comprehensive Income Statement (summary)

(NTD'000)

Item	JAN~MAR25	JAN~MAR26
Revenue	3,988,568	7,131,080
Operating expenses and costs	3,414,764	4,909,620
Operating income	573,804	2,221,460
Other income and expenses	614,285	1,105,083
Net income before tax	1,188,089	3,326,543
Income tax expense	191,093	224,421
Net income	996,996	3,102,122
Other comprehensive income	121,038	(414,650)
Total comprehensive income	1,118,034	2,687,472
Net income attributable to shareholders of the parent company	874,656	2,908,675
Earnings per share (NTD)	0.40	1.34

※ Reviewed by CPA

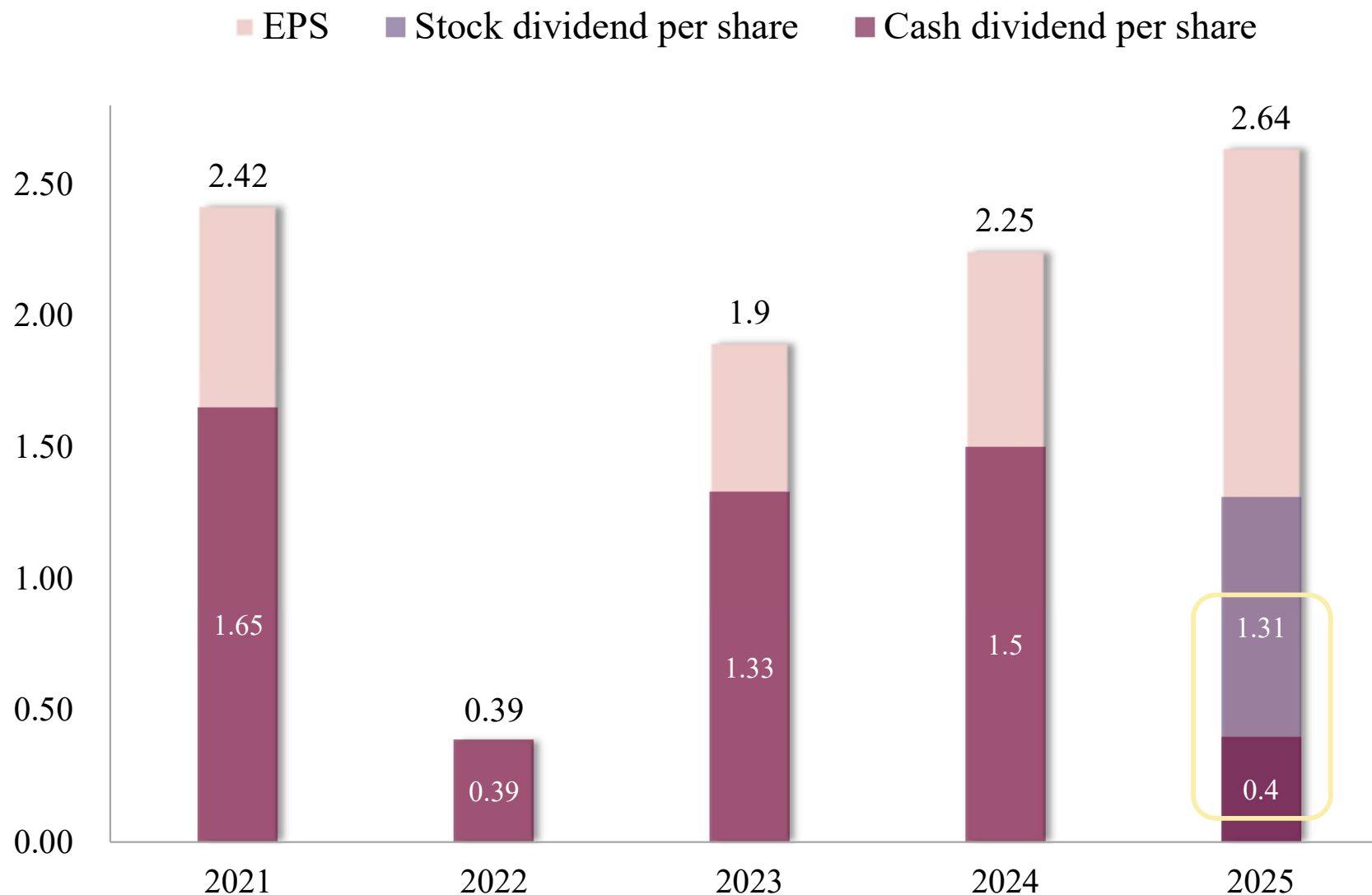
Earnings Breakdown by Major Business



Item	Figures in JAN~MAR26	Market ranking in JAN~MAR26
Market share in brokerage	3.48%	10
Market share in margin financing	5.11%	7
Trust business-AUM	NTD18.351bn	7
Number of warrants issued	2,252	3
Value of warrants issued	NTD18.1bn	3
Value of structured products issued	NTD13.4bn	7
Number of NTD corporate bond underwritten (as lead underwriter)	3	2
Value of NTD corporate bonds underwritten	NTD8.0bn	5
Number of clients in stock registrar and transfer service	395	3

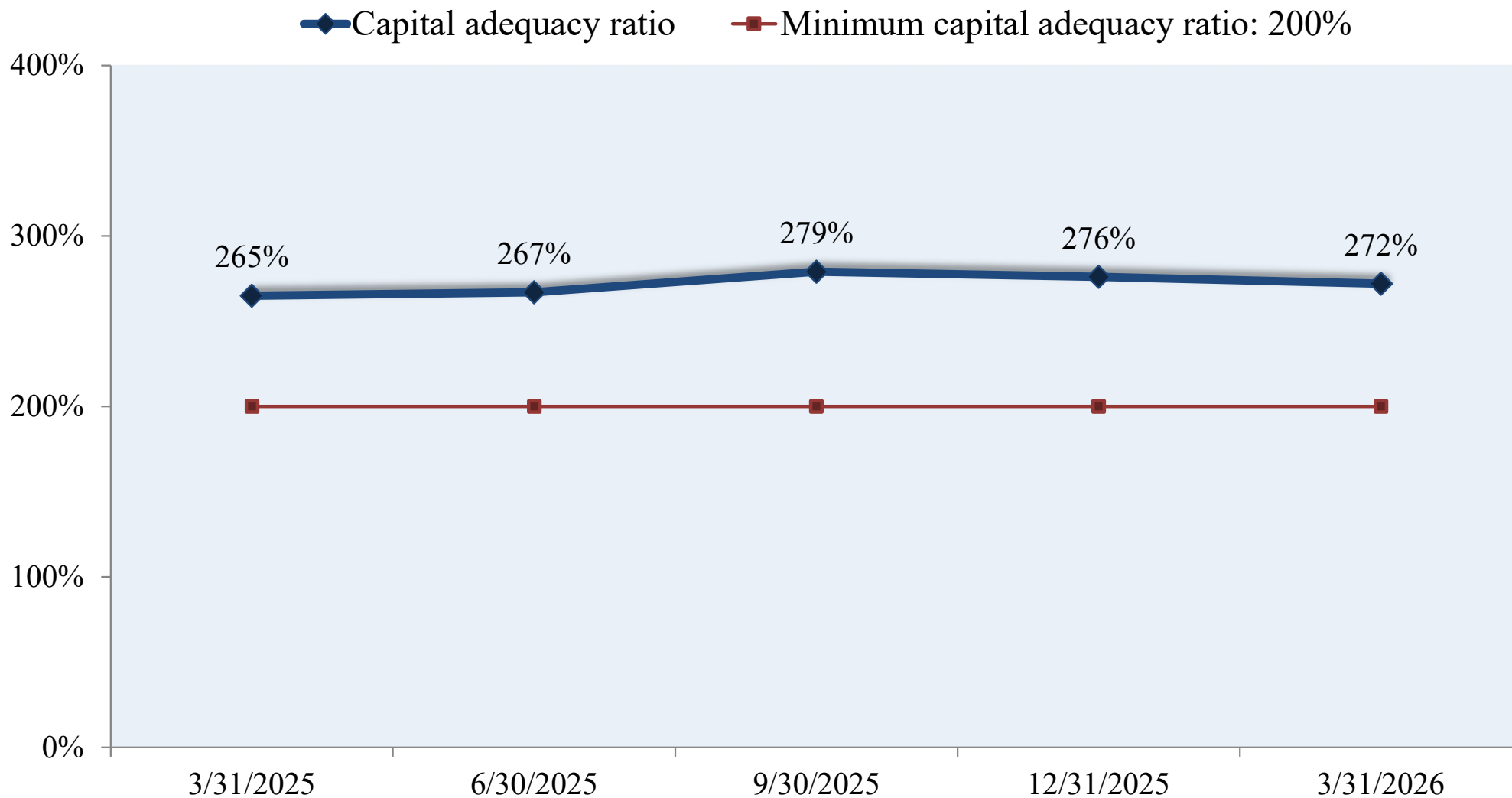
Dividend Payout

Unit: NTD



※ The distribution of FY25 earnings has been approved by the BoD on April 10, 2026, pending the general shareholder meeting's approval.

Capital Adequacy Ratio



Fitch Ratings 2025

Long-term Issuer Default Rating
(IDR) **BBB-**

National Long-term Rating **A(twn)**

National Short-term Rating **F1(twn)**

Outlook **Stable**

APR26 Operating Results

Unit: NTD'000

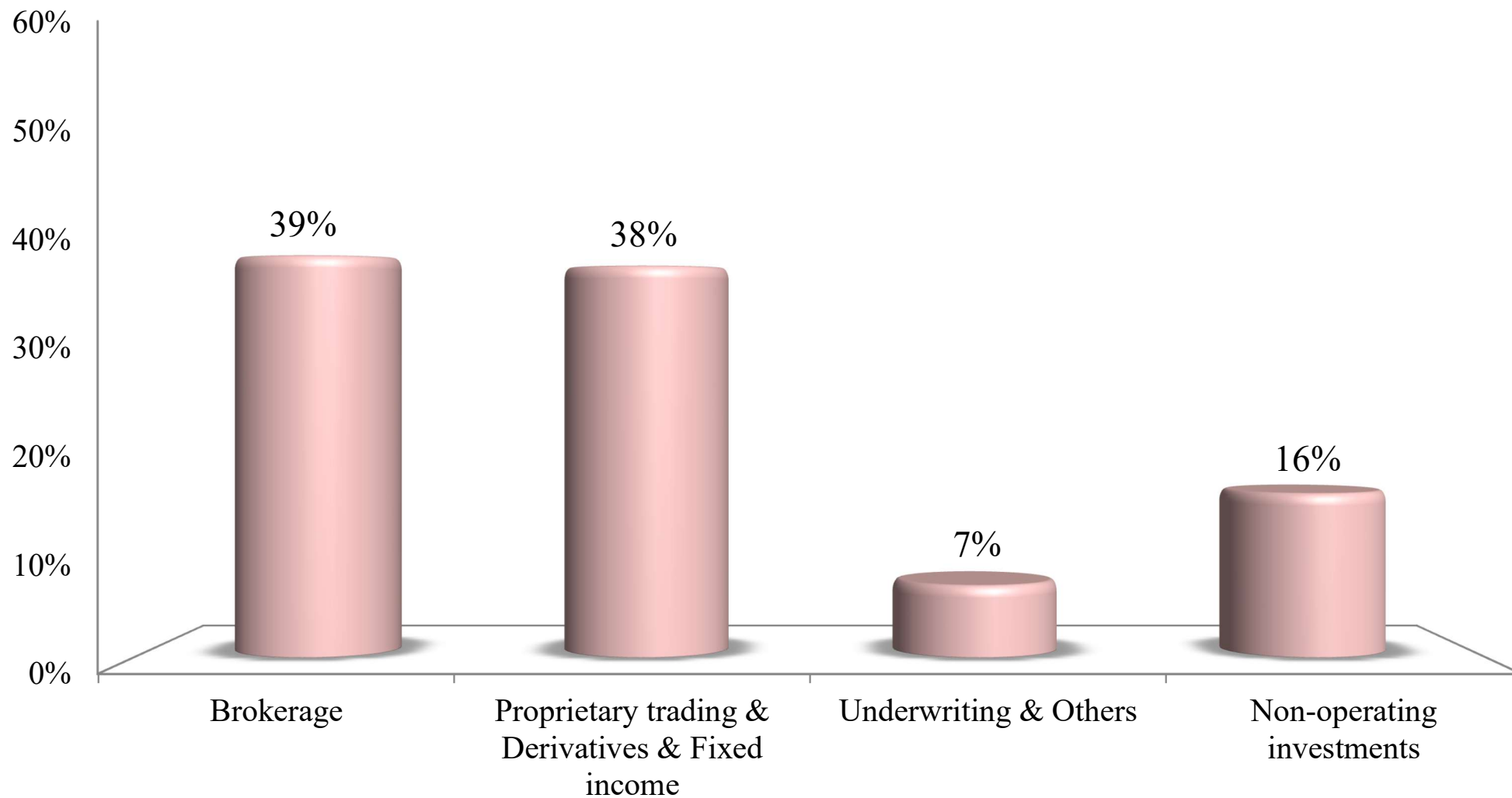
Entity	APR26	JAN~APR26
Net income before tax	2,601,426	5,622,910
Net income	2,324,540	5,217,786
EPS (NTD)	1.07	2.40

Consolidated	APR26	JAN~APR26
Net income before tax	2,715,881	6,026,994
Net income	2,402,803	5,489,495

※ Unaudited

JAN~APR26 Earnings Breakdown by Major Business

■ JAN~APR26



※ Unaudited

Item	Figures in JAN~APR26	Market ranking in JAN~APR26
Market share in brokerage	3.49%	10
Market share in margin financing	5.06%	8
Trust business-AUM	NTD19.005bn	8
Number of warrants issued	2,814	3
Value of warrants issued	NTD22.4bn	3
Value of structured products issued	NTD23.5bn	6
Number of NTD corporate bond underwritten (as lead underwriter)	4	3
Value of NTD corporate bonds underwritten	NTD11.4bn	5
Number of clients in stock registrar and transfer service	395	4

Prospect and Outlook

Our vision

- To create long-term and rewarding partnerships with our clients by offering high value-added financial services which exceed client expectations

Our belief

- The Capital Group in Chinese means "benefit for many" which embodies our commitment to public interests and contribution to the capital market

1 Wealth Management Strategy

- Business Differentiation and Service Specialization
- Providing Global Asset Allocation
- Positioning in AAMC and cultivating the high net worth clients

2 The AI Dual-Engine Approach

- Stable returns: Implementing robo-advisory services to enhance client satisfaction
- Proprietary trading: Establishing AI-driven entry and exit screening to improve trading efficiency and risk hedging capabilities

FY26 Operational Strategy

Centers on “wealth management”
AI serving as the driving force

3 The Pooled Fund System

- Integrating and revitalizing resources
- Providing one-stop financial services to maximize group synergies

4 Sustainable Talent Development

- Elite cultivation program to enhance professionalism
- Optimized compensation systems
- Establishment of succession pipelines

Sustainability Development & Capital Securities' Practices

Sustainable Development Goals (SDGs)

The UN has proposed the 2030 Sustainable Development Agenda in 2015 with 17 Sustainable Development Goals (SDGs) that are key indicators of global sustainable development.



These goals serve as indispensable indicators for the international community. As they are expected to facilitate sustainable development in societies by 2030 and effectively reduce poverty and hunger worldwide, global communities may find stabilization and balance as early as possible.

List of Awards




Our “Together We Give, Hand in Hand for Charity Blood Drive” and “Capital Loves Reading” initiatives were honored with the Excellence Award in Social Concern at the Linking Corporate Humanities Awards



We were honored by the Taiwan Blood Services Foundation with the “Outstanding Blood Donation Group of 2025 Award”

We were awarded the 1Q26 online popularity badge by the DailyView




We were honored with the “Best Client Recommendation Award” at the 2026 Wealth Management Awards of the Wealth Magazine



We were highly commended by Finance Asia as the “Most Innovative Technology - Nonbank Financial Institutions” institution for 2026



Our “Mazu Enthusiasm” Initiative Deepens Its Roots in Local Culture by Integrating Anti-Fraud Awareness & Sustainability Efforts to Promote Social Well-Being



We mobilized over one hundred employees to participate in the Dajia Mazu Pilgrimage, setting up service booths to provide supplies and eco-friendly utensils. We hosted the “2026 Capital Mazu Enthusiasm” pilgrimage event, incorporating financial fraud prevention advocacy alongside local cultural engagement, employee care, and sustainability principles. Through these efforts, we deepened our brand connection with the land and demonstrated its commitment to corporate social responsibility and ESG practices.



Partnering with TSG GhostHawks to Champion Women, We Support Sports and Gender Equality

We partnered with the TSG GhostHawks to host a themed event, combining International Women’s Day with the promotion of the values of confidence, beauty, and women’s empowerment. Chairwoman Chou served as the ceremonial first-pitch guest, demonstrating Capital Securities’ commitment to supporting women’s development and the sports industry. Through this cross-sector collaboration, We further strengthened our brand connection with younger demographics.





Investment and Financial Management Forums and Seminars

- We hosted the “2Q26 Investment Outlook Briefing,” offering analysis of global economic conditions, the AI industry, and TAIEX trends. The forum focused on AI, semiconductors, energy, defense, and high-dividend-yield sectors, helping investors identify market opportunities and develop effective risk management strategies.
- We co-hosted the “AI Power Mega-Wave Opportunities” forum in collaboration with CTBC Investments, focusing on the surging demand for power and data centers driven by AI computing expansion. The forum provided in-depth analysis of investment trends in energy infrastructure, grid upgrades, and AI-related infrastructure development.



Launching Internal Carbon Pricing to Deepen Low-Carbon Governance and Net-Zero Transition

We launched an internal carbon pricing initiative and hosted a practical workshop to integrate carbon emissions considerations into operational and management decision-making, thereby strengthening its carbon reduction governance and low-carbon transition capabilities. In parallel, the company advanced its efforts in ISO 50001, ISO 14001, green electricity procurement, and GHG management, progressively establishing a systematic climate governance and sustainability management framework.

9 工業化、創新
及基礎建設



13 氣候行動



15 保育陸域生態



17 多元夥伴關係



Thank you!



Tricks of scammers

臺灣證券交易所

冒用名人身分

高額報酬誘惑

破解 / 假投資真詐財 四大手法

主打免費服務

佯裝合法業者

Anti-fraud education

For any concerns, please contact the “**165 Anti-Fraud Hotline**” for verification.

If you encounter any suspected fraudulent activity involving our company’s name, you may also reach our anti-fraud consultation line at **412-8878**. Additionally, verification can be done through the Capital Financial Network by navigating to Client Support > Common Functions > Contact Us.

資料來源：臺灣證券交易所

Capital Care 群益關心您

台北 · 香港 · 上海